

J

I

H

G

F

E

D

C

B

A

J

I

H

G

F

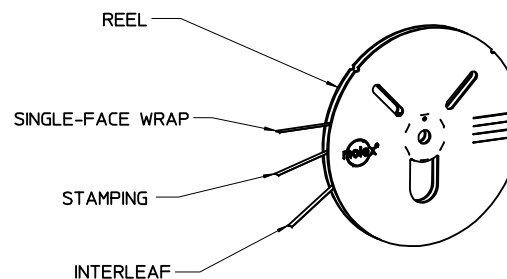
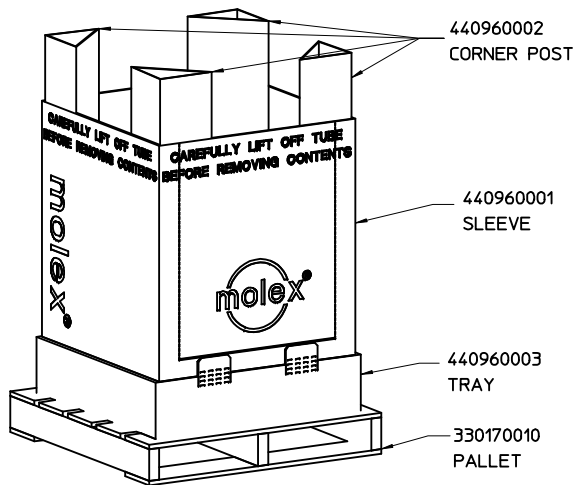
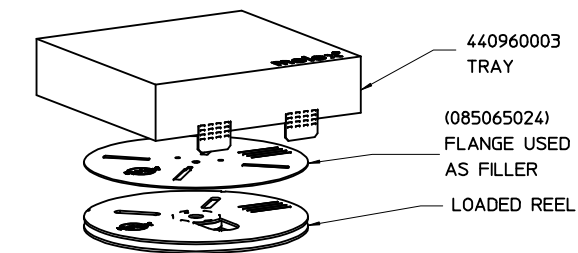
E

D

C

B

A



- 8. FILL ANY EMPTY SPACE WITH 085065024 FLANGES TO AVOID HAVING THE REELS BOUNCE AROUND LOOSE.
 - 7. FOR PARTIALS, CUT DOWN THE SLEEVE AND POST HEIGHTS OR USE HALF-HEIGHT SLEEVE (309070320) AND POSTS (309070380) WHICH ARE 16" HIGH RATHER THAN THE FULL-HEIGHT OF 32".
 - 6. LABEL PER THE APPLICABLE SET-UP SHEET.
 - 5. COVER WITH (1) TRAY.
 - 4. LOAD REELS OF STAMPINGS AS SHOWN. THE QUANTITY OF REELS PER SILO SHALL BE PER THE APPLICABLE SET-UP SHEET.
 - 3. ASSEMBLE (1) TRAY, (1) SLEEVE AND (4) CORNER POSTS ON (1) PALLET AS SHOWN. (TABS OF THE TRAY MAY BE INSERTED INTO THE SLOTS OF THE SLEEVE.)
 - 2. REFER TO APPLICABLE SET-UP SHEET FOR REEL, INTERLEAF AND SINGLE-FACE WRAP PART NUMBERS , ETC. IN SOME CASES THERE WILL BE NO SINGLE-FACE WRAP.
 - 1. REFER TO STAMPING DRAWING FOR DETAILS OF LOADING ONTO REELS.
- NOTES:

EC NO: UAU2003-0028 DRWN:PPHELPS 2003/02/10 CHKD:PPHELPS 2003/02/12 APPR: JNORTHRO2003/02/13	DESCRIPTION REV	QUALITY SYMBOLS	GENERAL TOLERANCES (UNLESS SPECIFIED)		SCALE 1:10	DESIGN UNITS INCH	THIRD ANGLE PROJECTION	REVISE ON CAD ONLY		
		▼ - 0 ∇ - 0	mm	INCH	DIMENSION STYLE INCH ONLY		TITLE			
			4 PLACES ± --- ± ---	3 PLACES ± --- ± ---	DRAWN BY P.PHELPS DATE 01/12/19		MOLEX MOLEX INCORPORATED MATERIAL NO. N/A DOCUMENT NO. PK-30907-759 SHEET NO. 1 OF 1			
			2 PLACES ± --- ± ---	1 PLACE ± --- ± ---	CHECKED BY P.PHELPS DATE 01/12/19					
ANGULAR ± 1 °			DRAFT WHERE APPLICABLE		APPROVED BY J.NORTHRO DATE 01/12/19		THIS DRAWING CONTAINS INFORMATION THAT IS PROPRIETARY TO MOLEX INCORPORATED AND SHOULD NOT BE USED WITHOUT WRITTEN PERMISSION			