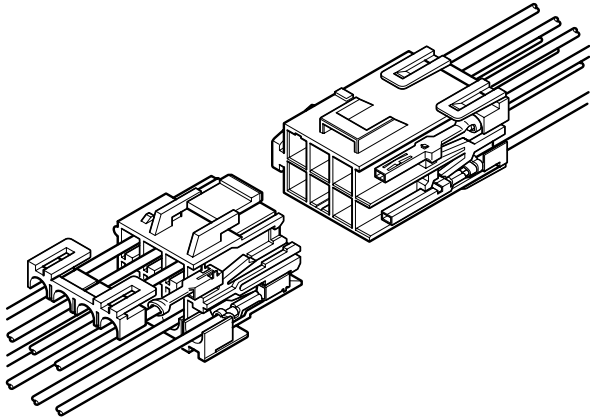


VL CONNECTOR

6.2mm pitch/Disconnectable Crimp style Wire-to-wire connectors



The VL connector is a 6.2mm pitch wire-to-wire connector designed for circuits requiring up to 20A (1 or 2-circuit with AWG #12 wire).

- Housing lances for contact retention
- Secondary retainer
- Suited for circuits with high power requirements
- Panel lock construction

Standards

Recognized E60389

Certified LR20812

R9351103

Specifications

- Current rating: 20 A AC, DC max.
- Voltage rating: 600 V AC, DC max. (300 V in accordance with the Electrical Appliance and Material Safety Law in Japan)
- Temperature range: -25°C to +90°C (including temperature rise in applying electrical current)
- Contact resistance: Initial value/ 7 mΩ max. After environmental tests/ 10 mΩ max.
- Insulation resistance: 1,000 MΩ min.
- Withstanding voltage: 2,000 VAC/minute
- Applicable wire: AWG #22 to #12 0.3 to 3.5 mm²
- Applicable panel thickness: 0.5 to 2.0 mm

* Refer to "General Instruction and Notice when using Terminals and Connectors" at the end of this catalog.

* Contact JST for details.

* Compliant with RoHS.

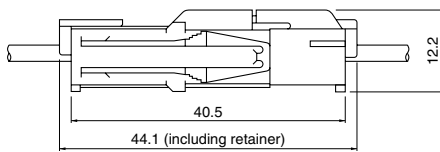
Note: The current rating varies depending on the number of circuits and the wire size used in each connector. The table below lists the current rating as a function of the number of circuits and the wire size.

Current unit: A

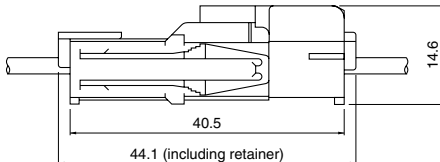
Circuits	Wire size (AWG)					
	#12	#14	#16	#18	#20	#22
1	20	15	10	8	6	4
2	20	15	10	8	6	4
3	19	14	9	8	6	4
4	18	13	9	7	6	4
6	16	12	8	7	5	3
8	16	11	7	6	5	3
12	15	10	7	6	4	3

(2, 3 and single-row 4 circuits)

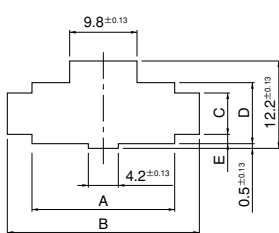
<Inner-housing lock>



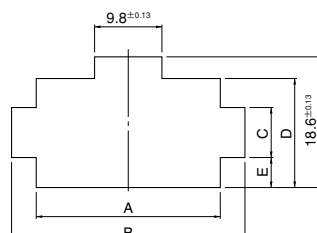
<Outer-housing lock>



Shape I

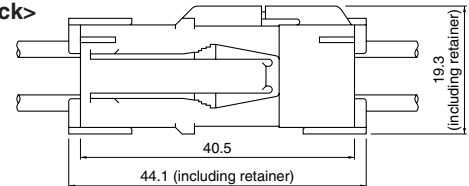


Shape II

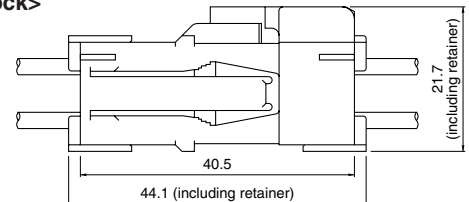


(4, 6, 8 and 12 circuits)

<Inner-housing lock>



<Outer-housing lock>



Circuits	Receptacle housing Model No.	Panel hole shape	Panel hole dimensions (mm) General tolerance					Applicable panel thickness (mm)
			A	B	C	D	E	
2	VLR-02V	I	13.8	20.6	5.7	8.5	1.4	0.5~2.0
3	VLR-03V	I	20.0	26.8	5.7	8.5	1.4	
4	VLR-04V	II	13.8	20.6	7.0	15.4	4.2	
4 (Single-row)	VLR-04VN	I	26.2	33.0	5.7	8.5	1.4	
6	VLR-06V	II	20.0	26.8	7.0	15.4	4.2	
8	VLR-08V	II	26.2	33.0	7.0	15.4	4.2	
12	VLR-12V	II	38.9	45.4	7.0	15.4	4.2	

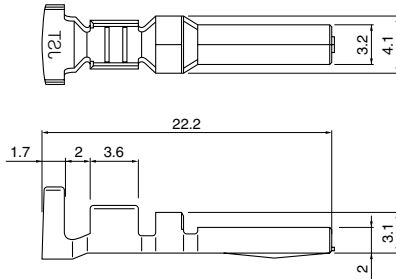
Note: 1. Punch holes in the panel according to the figures and table shown above. Burrs must be removed.

2. The strength of the panel must be considered when punching two or more holes.

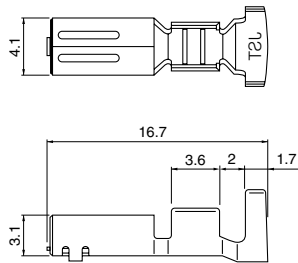
3. The connector must be inserted from the same side as the hole is punched.

Contact

Pin contact



Socket contact



Model No.		Applicable wire		Insulation O.D. (mm)	Q'ty / reel
Pin contact	Socket contact	mm ²	AWG #		
*SVM-42T-P2.0	*SVF-42T-P2.0	0.3~1.25	22~16	1.7~3.2	2,000
		0.3+0.3~ 0.5+0.75	22+22~ 20+18	1.7+1.7~ 2.5+2.7	
SVM-61T-P2.0	SVF-61T-P2.0	0.5~2.0	20~14	1.9~3.4	
		0.5+0.5~ 0.75+1.25	20+20~ 18+16	1.9+1.9~ 2.1+2.7	
SVM-81T-P2.0	SVF-81T-P2.0	3.5	12	4.1	

Material and Finish

Phosphor bronze, tin-plated (reflow treatment)

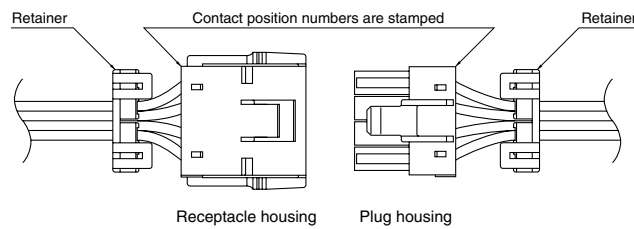
RoHS compliance

Note: 1. Contact JST for special products.

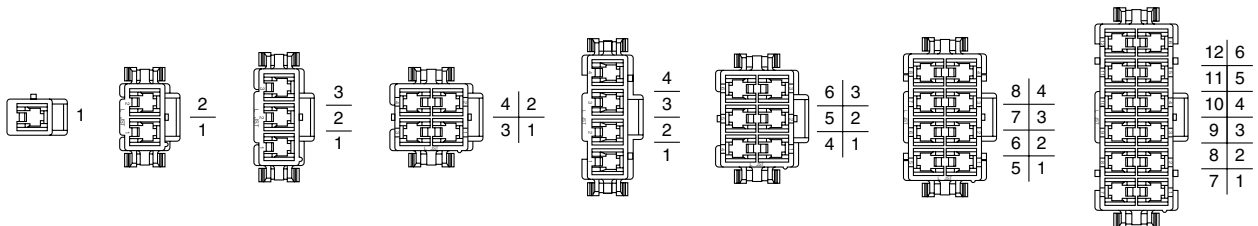
2. *Marked products are not TÜV approved.

Contact	Crimping machine	Applicator		
		Crimp applicator	Dies	Crimp applicator with dies
SVM-42T-P2.0	AP-K2N	MKS-L	MK/SVF/M-42-20	APLMK SVF/M42-20
SVF-42T-P2.0		—	—	—
SVM-61T-P2.0		MKS-L	MK/SVF/M-61-20	APLMK SVF/M61-20
SVF-61T-P2.0		—	—	—
SVM-81T-P2.0		MKS-L	MK/SVF/M-81-20	APLMK SVF/M81-20
SVF-81T-P2.0		—	—	—

Contact position location numbers

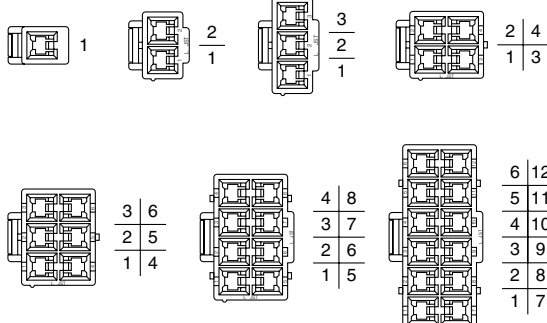


Receptacle housing

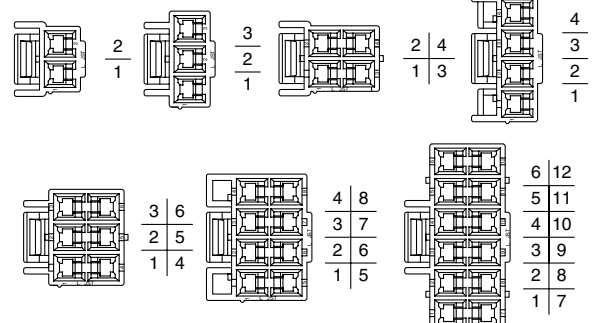


Plug housing

<Inner-housing lock>



<Outer-housing lock>



VL CONNECTOR

Housing

Material: Housing...PA 66, UL94V-0, white
Retainer...Glass-filled PA 66, UL94V-0, ivory

Circuits	Voltage rating	Current rating	Receptacle housing (for pin contact)	Plug housing (for socket contact)	Retainer
1	600V	20A	<p>* VLR-01VF (Without panel product)</p>	<p>VLP-01V</p>	<p>VLS-01V</p>
2	600V	20A	<p>VLR-02V</p>	<p>VLP-02V</p>	<p>VLS-02V (commonly used for 2-circuit housing and 4-circuit housing)</p>
			<p>* VLR-02VF (Without panel lock product)</p>	<p>VLP-02V-1</p>	
3	600V	19A	<p>VLR-03V</p>	<p>VLP-03V</p>	<p>VLS-03V (commonly used for 3-circuit housing and 6-circuit housing)</p>
				<p>VLP-03V-1</p>	
4	600V	18A	<p>VLR-04V</p>	<p>VLP-04V</p>	<p>VLS-02V</p>
			<p>* VLR-04VF (Without panel lock product)</p>	<p>VLP-04V-1</p>	
		<p>VLR-04VN</p>	<p>VLP-04VN-1</p>	<p>VLS-08V (commonly used for 4-circuit housing and 8-circuit housing)</p>	

RoHS compliance

Note: 1. Contact JST for special products.

2. *Marked products are not TÜV approved.

VL CONNECTOR

Housing

Material: Housing...PA 66, UL94V-0, white
Retainer...Glass-filled PA 66, UL94V-0, ivory

Circuits	Voltage rating	Current rating	Receptacle housing (for pin contact)	Plug housing (for socket contact)	Retainer
6	600V	16A	VLR-06V 	VLP-06V 	VLS-03V (commonly used for 3-circuit housing and 6-circuit housing)
				Q'ty / bag 500	
8	600V	16A	VLR-08V 	VLP-08V 	VLS-08V (commonly used for 4-circuit housing and 8-circuit housing)
				Q'ty / bag 100	
12	600V	15A	VLR-12V 	VLP-12V 	VLS-12V
				Q'ty / bag 100	

RoHS compliance

Note: Contact JST for special products.